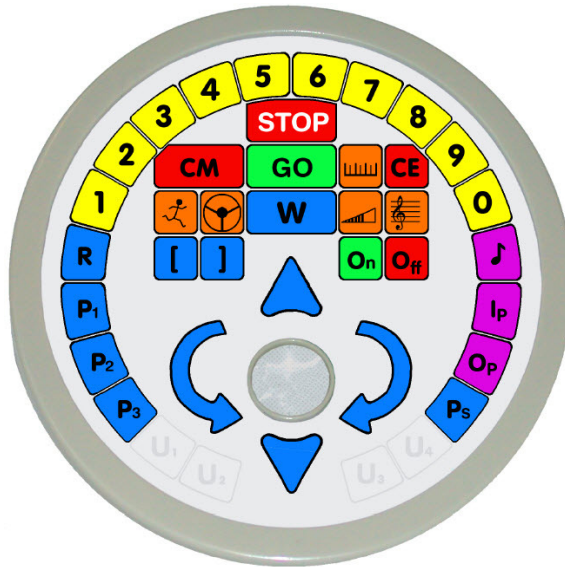






Keypad



Compared with the Infant (K-1) Roamer, the Primary Roamer becomes more flexible:






- Allows you to change the duration of musical notes
- Allows you more flexibility when changing Speed and Sound Volume
- Introduces you to new features including:
 - Changing the units of movement
 - Changing the units of turn
 - Drive Mode
 - Changing tempo and octave of music
- Provides you with new capabilities including:
 - Introduction of procedures
 - Programmable Outputs
 - Programmable Inputs

Programming Group


GO			Runs Program
Clear Entry			Clears last instruction
Clear Memory		Press twice	Clears the GO Memory
STOP			Stops Roamer when it is running a program

Primary Roamer Quick User Reference










Move Group

- Forward**  **Number** [1 to 100] Moves Roamer forward a **number** of units.
- Backward**  **Number** [1 to 100] Moves Roamer backwards a **number** of units.
- Left**  **Number** [1 to 999] Turns Roamer left a **number** of units.
- Right**  **Number** [1 to 999] Turns Roamer right a **number** of units.
- Wait**  **Number** [1 to 100] Makes Roamer stay still and quiet for a **number** of seconds

Music Group









- Music**  **Number** [1 to 8] Sets the duration of the note
Number [1 to 14] For Pitch where 1 is middle C

Repeat and Procedure Group










- Repeat**  **Number** [1 to 100]  **List of Instructions** 
 Repeats the **list of Instructions** the specified **number** of times
- Procedure**   **List of Instructions** 
 Execute the list of instructions every time the Procedure is used in the program.
 Instead of  You can use  or 

Primary Roamer Quick User Reference

Change Group

- Scale: Move   **Number** [1 to 100] Sets the scale of movement forward and backwards
Number x 1cm = Unit of movement: Default = 20cm
- Scale: Turn   **Number** [1 to 100] Sets the scale of turn left and right
Number x 1 = Unit of Turn in degrees : Default = 1°
- Speed  **Number** [1 to 10] Sets the speed - 1 is the slowest and 5 the default.
- Volume  **Number** [1 to 10] Sets the sound volume -1 is the lowest, 5 the default and 10 is the loudest.
- Set Music  **Number** [1 to 5] Sets the tempo - 1 is the fastest, 3 the default and 5 is the slowest.
Number [1 to 3] Sets the octave - 1 is the lowest, 2 the default and 3 is the highest.
- Drive Mode  **Number** [1 to 3] 1 Default, 2 optimises speed and 3 optimises power.

Control Group

- Output   Turn Output On
- Output   Turn Output Off
- Input   Specify Input Instruction
- Sense Procedure   **List of Instructions** 
 When input is triggered, execute the **list of instructions**.